

StockFlow – Logical
Solutions to Logistic Needs



StockFlow – the Flexible Storage System

Developed in close cooperation with pharmacy staff and ergonomic professionals, the StockFlow furnishing system is recognised worldwide for providing superior space efficient work places. StockFlow provides a flexible system that combines efficient storage with carefully considered ergonomics. The modular system is easily adapted to the varied and changing requirements of all types of pharmacies. In-depth knowledge of pharmacy work is the basis of Sintek's development process.

The StockFlow gravity feed storage system allows new ways of designing pharmacies that provide fast, accurate and space efficient work places. StockFlow is used in

hospital and community pharmacies, both large and small, and wherever there is a need for professional pharmaceutical storage including hospital wards, doctors' surgeries and dental clinics.

Many countries throughout the world have benefited from improved logistics, a more competent work environment and customer service with StockFlow.

Safe and Secure

Handling of pharmaceuticals requires professional care and StockFlow helps reduce the risk of errors while increasing the safety, security and quality of work. Efficient and logical replenishment and picking of stock saves staff time.



Saving space, time and steps for a more efficient pharmacy. American model pharmacy.



Open storage in Combi trays gives a good view of the stock. Hospital pharmacy, Germany.



Shorter search times, it is quick to find the right package. Hospital pharmacy, Portugal.



StockFlow gives small rooms efficient storage and work stations. Ward storage in a Swedish hospital.



Sloping trays withdrawn for convenient replenishment. Hospital pharmacy, United Kingdom.



StockFlow can be combined with work surfaces for sitting and standing work. Community pharmacy, Ireland.



Good display and efficient use of floor space contribute to efficient workflow in the pharmacy. Hospital pharmacy, Germany.

Good Presentation

StockFlow enables pharmacy stock to be displayed for convenient and accurate selection. Clear visual presentation of stock enhances safety by ensuring items are picked by the name on the pack. The need for shelf front labelling is eliminated.

Stock is well organized, tidy and distinctly separated with a range of partitions that subdivide shelves, trays and drawers into individual storage bins.

Shelf and tray fronts can be fitted with transparent holders for barcode labels.

Correct Stock Rotation

The StockFlow Combi tray is a combination of sloping tray and horizontal drawer. When used sloping the tray is retained in the closed position with a latch. When the tray is used horizontally the latch is automatically released so that the tray can be used as a normal drawer.

In the sloping position, the stock glides down to the picking edge. The tray can be drawn out to allow replenishment of stock at the back, giving correct order of use according to the “First-in first-out” principle. This simple procedure allows the storage trays to be located closely together, which gives high density storage capacity compared to conventional storage systems.

Fast moving lines with a large number of stock items are stored in sloping trays, while liquids and bulky items are stored on easily adjustable shelves. Low demand lines with shallow stockholding requirements are stored in trays located either sloping or horizontal, using lateral partitions to create storage compartments front to back.

Freestanding and Flexible

StockFlow is a freestanding workstation and storage system that can easily be adapted to changes in the pharmacy’s work routines. Shelves, trays and drawers are available in different dimensions for varying demands.


All components are interchangeable and can be located anywhere on the support frames. Workbenches are available in different depths and can be located at different heights to create ergonomically correct workstations with storage facilities above and below the bench. The support frames are available in different heights and can be supplied as single or double sided units. Wall rails are also available.



The Combi trays placed immediately above each other for storage of small packs give a very high storage capacity. Picking is done at the front.



The Combi trays can be drawn out for quick refilling at the back to give “First-in first-out” stock rotation.



FIFO – refilling at the back, picking at the front for the right consumption order. The Combi trays are also available in 400 mm width, as above.



The trays accept lateral and vertical partitions for efficient stock separation. The picking edge is placed slightly ahead of the bottom of the tray, which makes it easier to clean the trays.



StockFlow can be fitted with workbenches with storage above and below the work surface. Community pharmacy, Denmark.

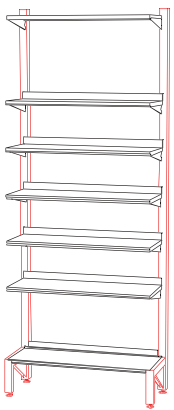


Service counter in a community pharmacy in Denmark using StockFlow storage components for fast moving items.

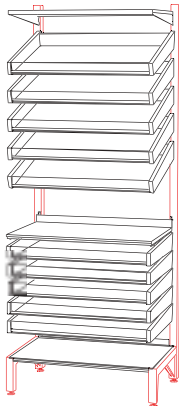
StockFlow – Maximum Flexibility

The wide range of components and the ease of use allow modules to be made up to meet specific operational requirements. The modules can be easily modified to correspond to changing work routines

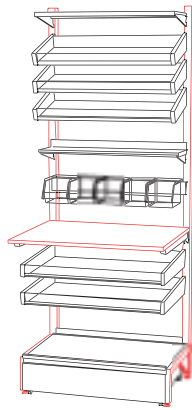
and stockholding. Here are some typical StockFlow furnishing combinations. More examples can be found in the StockFlow module catalogue.



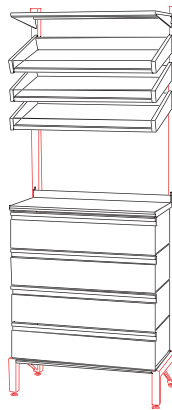
2156



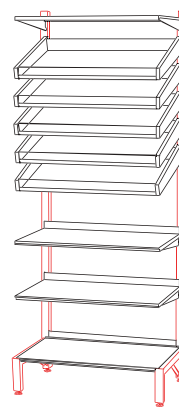
2394



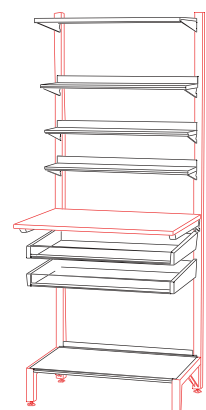
3683



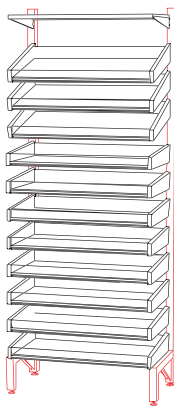
3447



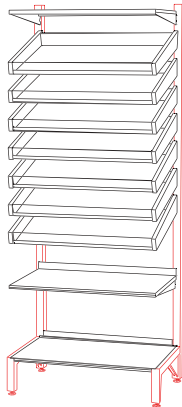
2264



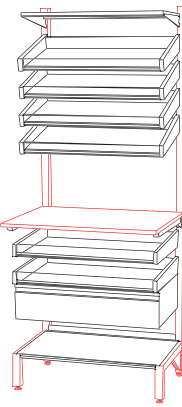
3686



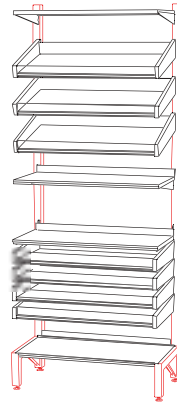
2430



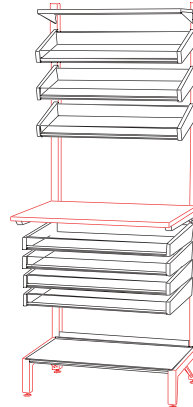
2260



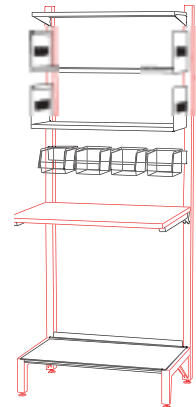
3687



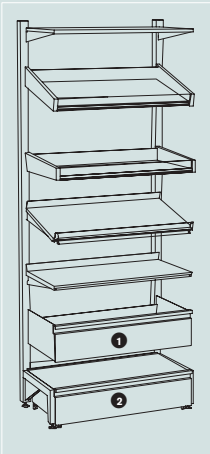
2294



2712



2714

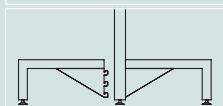


1 Large drawers on brackets are available in 400 and 500 mm depths.

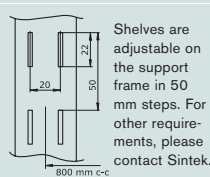
2 Drawers on wheels are available in 400 and 500 mm depths.



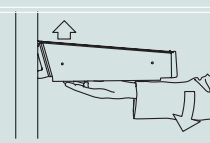
Shelves can be used sloping or horizontal. Sloping shelves should be fitted with a front. Shelves are available in 200, 300, 400 and 500 mm depths.



Single sided supports can easily be changed into double sided by adding an extra leg.



Shelves are adjustable on the support frame in 50 mm steps. For other requirements, please contact Sintek.



The Combi trays can be used horizontal or sloping and are available in depths of 300, 400 and 500 mm.


The StockFlow system uses a module width of 800 mm center to center. Some components are available in 600 and 400 mm module widths.

StockFlow support frame has a standard height of 2100, with some available in 1300 mm height. For further requirements, contact your local Sintek distributor or Sintek directly.

The support frame legs are available in 300, 400 and 500 mm depths and can be combined in various ways to make double and single sided modules. Worktops can be ordered in required lengths for single or double sided workstations.

Ergonomics
Economics
Aesthetics




StockFlow®

Sintek International AB • Söder Mälarstrand 71 • SE-118 25 Stockholm • Sweden • Phone +46 8 669 03 45 • Fax +46 8 84 83 13
E-mail: sintek.international@sintek.se • www.sintek.se